

tabolismclus

Grade

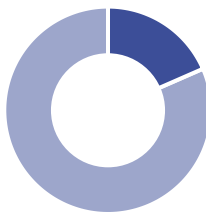
Death

Gender

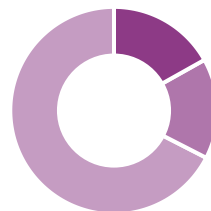
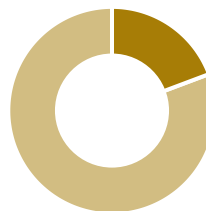
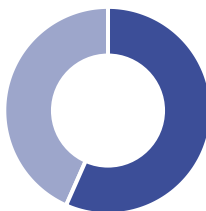
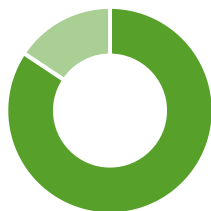
Age

Histological

C1
(n = 423)



C2
(n = 83)



p = 2.2e-11

p = 4.6e-13

p = 1

p = 1.5e-09

p = 1.2e-08

■ G2 ■ G3

■ No ■ Yes

■ FEMALE ■ MALE

■ ≤40 ■ >40

■ Astrocytoma ■ Oligoastrocytoma ■ Oligodendroglioma